



KMT

Bespoke engineering services for global industry

Bespoke Engineering

|

Fabrications

|

Laser Cutting

KMT

KMT is a bespoke engineering services provider for a wide range of industries, including automotive, rail, construction and industrial sectors. Based in The Midlands, UK, we are a turnkey machine builder for global OEMs and EPCs, taking a complete electromechanical approach from initial design to final commissioning that delivers world-class equipment quickly and cost-effectively.

Beyond machine building and refurbishment, our team provides around-the-clock maintenance support, ensuring that critical equipment at customer facilities delivers maximum uptime and value. This is backed by a responsive and resilient centrally managed supply chain, which is further secured by our own in-house manufacturing capacity.

With our complete, customer-centric engineering services, we can build and maintain a tailored solution perfectly optimised to your application, no matter how small, large or complex your project.

Our bespoke engineering services include:

- Tailored machine building
- Machine refurbishments
- Fabrications
- Machine design
- Custom tooling & workholding
- Testing
- Reverse engineering
- Parts manufacturing
- Component sourcing
- Powertrain integration
- Instrumentation
- Controls
- Software development
- Hydraulics & pneumatics
- Installation
- Troubleshooting
- 24/7 maintenance support

A trusted partner in-house or on-site

Our excellent track record supporting OEMs and EPCs in demanding industries provides our customers with assurance that we meet the highest quality standards and delivery expectations. The technical expertise of our multi-discipline engineering team supports operators of our state-of-the-art solutions throughout the complete machine life cycle. This end-to-end approach extends service life, improves performance and accelerates return on investment (ROI). Thanks to our innate familiarity with your businesses, processes and industry, we are your trusted partner for bespoke engineering.

Complete services for the entire machine life cycle

Our flexible engineering capabilities ensure a tailored approach for your project, delivering truly optimised solutions.



Machine design

Working closely with customer engineering teams, we create blueprints and CAD models to originate designs that exactly meet application requirements.



Fabrications

Our in-house fabrications department rapidly delivers metal elements at any scale to support machine building, custom frames, tooling and other projects.



Machine building

A complete electromechanical capability allows our engineers to build virtually any machine in almost any quantity, managing the complete process in-house.



Machine refurbishments

Revitalise legacy assets with modern systems and upgraded components to cost-effectively extend service life and improve performance.



Systems integration

Our team integrates powertrains, hydraulics, pneumatics, electronics, controls, software and instrumentation in-house for a truly turnkey solution.



Reverse engineering

Get replacement components for older machinery lacking OEM support, or upgrade parts and address failure modes with upgraded solutions.



Parts manufacturing

Whether you require a single component for a full production run, our parts manufacturing service has the capacity and flexibility to support you.



Parts sourcing

Source like-for-like replacements fast from our network of trusted vendors to simplify your procurement and improve cost-effectiveness.



Tooling & workholding

Install custom automated or semi-automated mandrels, jig and fixturing systems to improve the efficiency, reliability and safety of machine tools.



User interface (UIs)

Develop custom software, UIs and controls to ensure easy integration with existing infrastructure and guarantee instant operator familiarity.



Testing

Receive ultimate assurance with full electromechanical testing available in-house. Resolve any running issues and prove performance before installation.



Installation & commissioning

KMT experts provide on-site technical support during installation and commissioning, ensuring a smooth process and reducing any downtime.



Turnkey management

Reduce points of contact, simplify execution and accelerate delivery thanks to turnkey project management that covers all aspects.



Maintenance

Increase uptime thanks to 24/7 planned and emergency maintenance support, with KMT engineers stationed at your facility for the fastest possible response.

Quality fabrications delivered quickly

Rely on our superior capacity, highly automated workflows and expert fabricators.

A fast and flexible service

Whether you require a single sample or a large order, our fabrications department will provide you with a turnkey solution on a reduced lead time.

Our capabilities include:

- Ferrous and non-ferrous materials
- Laser cutting
- Press braking
- Welding
- Design
- Assembly
- Testing

Unlike a traditional fabricator, we can be more flexible, meeting your specific design requirements and project schedule thanks to our superior capacity and know-how.

Quality comes first

Our highly qualified fabricators and welders have decades of experience working on large projects, ensuring excellent workmanship. This expertise is further supported by highly automated equipment for ultimate repeatability across any order. All our fabrications are subjected to rigorous assessments including non-destructive testing (NDT). We can also produce samples, allowing customers to verify their designs.

UKCA marked steelwork

KMT is accredited to deliver low consequence structural steelwork elements to Execution Class 2 (EXC2) under BS EN 1090. We are routinely tested and re-evaluated to ensure our compliance. We have supplied the following UKCA marked steelwork:

- Custom supports
- Access walkway supports
- Stairway supports

Single source support

Instead of having to wait for fabrications to travel between different suppliers for specific services, KMT provides all capabilities under one roof. This helps avoid delays, simplifies procurement and adds value whether you require a single element, a small batch or a high volume production run.

Precision laser cutting

Our high-speed laser cutting service ensures that our customers can get fast fabrications in almost any quantity. KMT's LVD type Phoenix FL-3015 6 kW fibre laser cutting machine is state-of-the-art with a wide range of capabilities to meet almost any customer requirement.

What to expect:

Our advanced laser cutting service combines speed and precision to handle projects of any size. We specialise in cutting materials up to 30mm thick, ensuring smooth edges and a flawless finish every time.

Backed by automated workflows and a skilled team, we deliver high-quality results with reduced lead times. Whether we're crafting intricate components or large-scale fabrications, our focus is on providing reliable, cost-effective solutions tailored to your exact needs.

Cutting is available for:

- 30 mm thick aluminium
- 25 mm stainless and mild steel
- Sheet sizes up to 3000 mm x 1500mm

Heavy-duty press braking

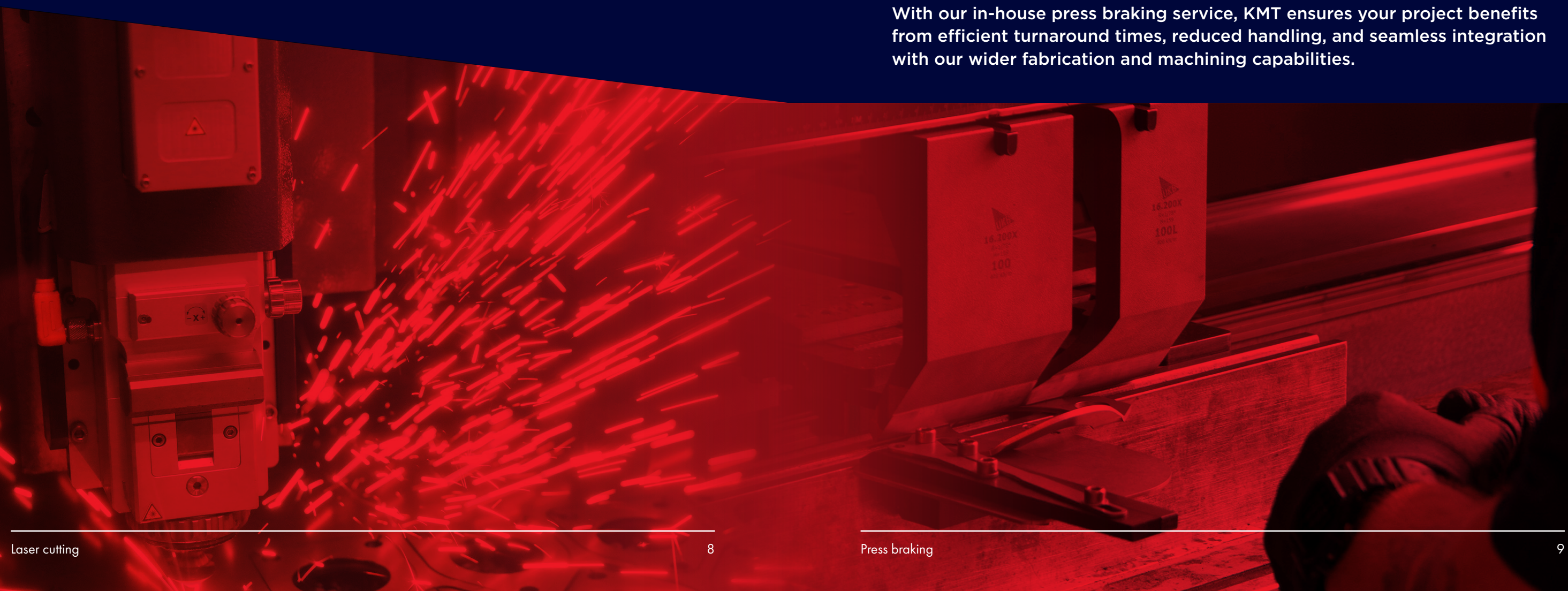
Our in-house press braking service is a key part of our comprehensive engineering offering. Using our advanced LVD PPEB 320/30 press brake, we deliver precision-formed components with consistent quality, even for the most complex profiles.

This state-of-the-art CNC-controlled machine is engineered to handle demanding production requirements, ensuring tight tolerances and repeatable accuracy across a wide range of materials and thicknesses. Whether it's a one-off prototype or a high-volume batch, we offer reliable, high-performance metal forming that supports the full lifecycle of your project.

Key Capabilities:

- Pressing Force: 320 tonnes
- Bending Capacity: Up to 3 metres in length
- CNC Accuracy: Consistent, repeatable results for intricate or large-format parts
- Complex Profiles: Ideal for creating custom forms in mild steel, stainless steel, and aluminium

With our in-house press braking service, KMT ensures your project benefits from efficient turnaround times, reduced handling, and seamless integration with our wider fabrication and machining capabilities.



Our work

Discover how we service our customers with first-class engineering solutions.






Design, build and install of bespoke jigs for Hitachi Rail

The refurbishment and re-installation of a CNC-wire bending machine

Design, build and install of liquid volume filling machine for Emissco



Contact Us

-  +44 (0)1538 758 946
-  enquiries@kmt.tools
-  kmt.tools

KMT
Brookhouse Industrial Estate
New Haden Road
Cheadle
Stoke on Trent
ST10 1UF, UK



Bespoke
Engineering



Fabrications



Laser
Cutting



Manufactured
in the UK